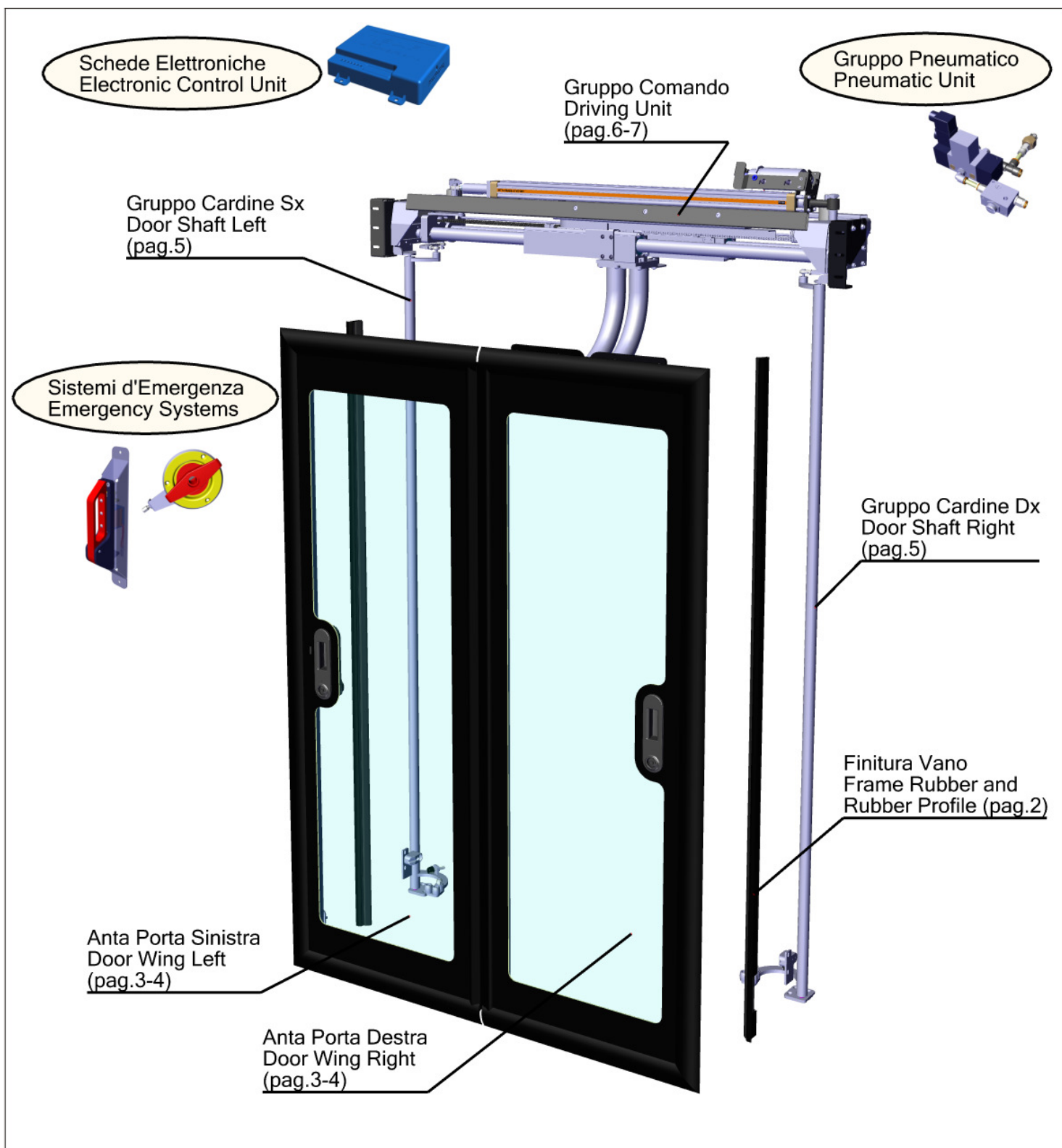


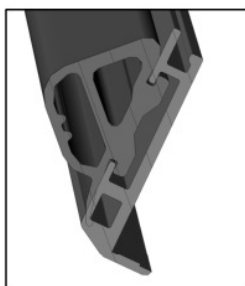

COMPLESSIVO PORTA SCORREVOLE ELETTRICA/PNEUMATICA
ELECTRIC/PNEUMATIC SLIDING DOOR ASSEMBLY



FINITURA VANO
FRAME RUBBER AND ALU PROFILES FINISH

OPZIONE "A": FINITURA SENZA COSTA SENSIBILE

OPTION "A":
PORTAL FINISH WITHOUT SENSITIVE EDGE



SEZIONE X-X
SECTION X-X

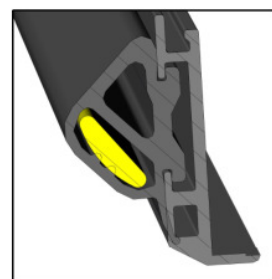



DETTAGLIO SENZA
RISCONTRO PORTA
DETAIL WITHOUT DOOR
WEDGE

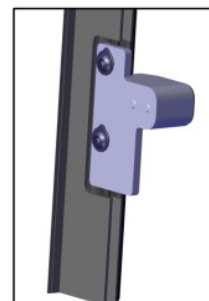


OPZIONE "B": FINITURA CON COSTA SENSIBILE


OPTION "B":
PORTAL FINISH WITH SENSITIVE EDGE



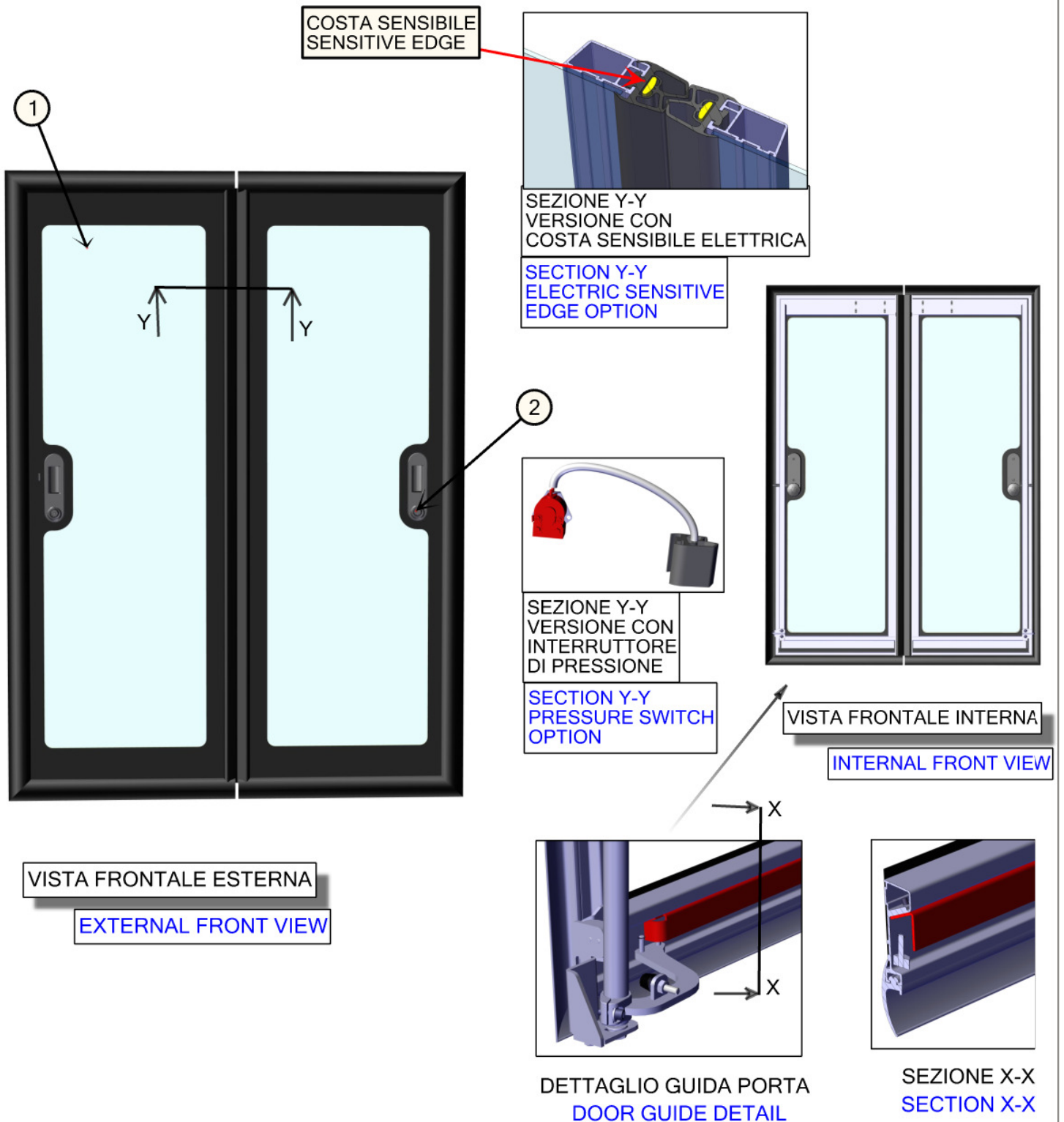
SEZIONE Y-Y
SECTION Y-Y



DETTAGLIO CON
RISCONTRO PORTA
DETAIL WITH DOOR
WEDGE



COMPLESSIVO PER PORTA SCORREVOLE ELETTRICA
ASSEMBLY FOR ELECTRIC SLIDING DOOR



ACCESSORI PORTA

DOOR ACCESSORIES

1 a) CRISTALLO SEMPLICE specificare trasparenza luce.
SINGLE GLASS light transparency to specify.

b) CRISTALLO DOPPIO specificare trasparenza luce.
DOUBLE GLASS light transparency to specify.



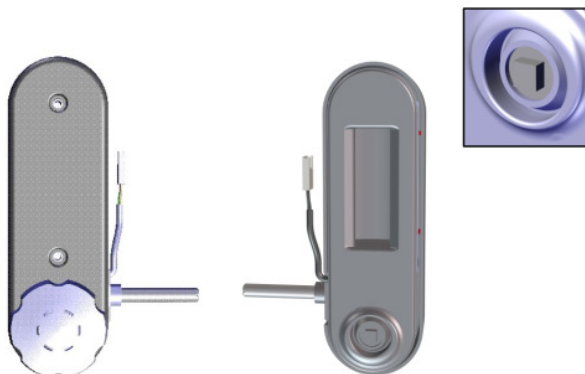
LE COLORAZIONI DEI CRISTALLI VERRANNO
ESEGUITE DA CAPITOLATO.

COLORS OF GLASSES BE MADE ACCORDING
TO SPECIFICATIONS.

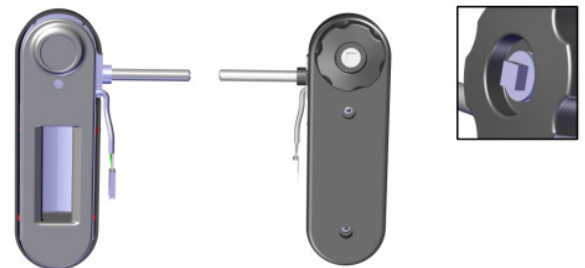
2 a) 13278.00.DS SERRATURA PS-200
13278.00.DS LOCK PS-200



b) 13278.02.DS SERRATURA CON
CHIAVE QUADRA ESTERNA DX/SX
13278.02.DS LOCK WITH
RIGHT / LEFT EXTERNAL SQUARE KEY




c) 13278.03.DS SERRATURA CON
CHIAVE QUADRA INTERNA DX/SX
13278.03.DS LOCK WITH
RH / LH INTERNAL SQUARE KEY



SU RICHIESTA

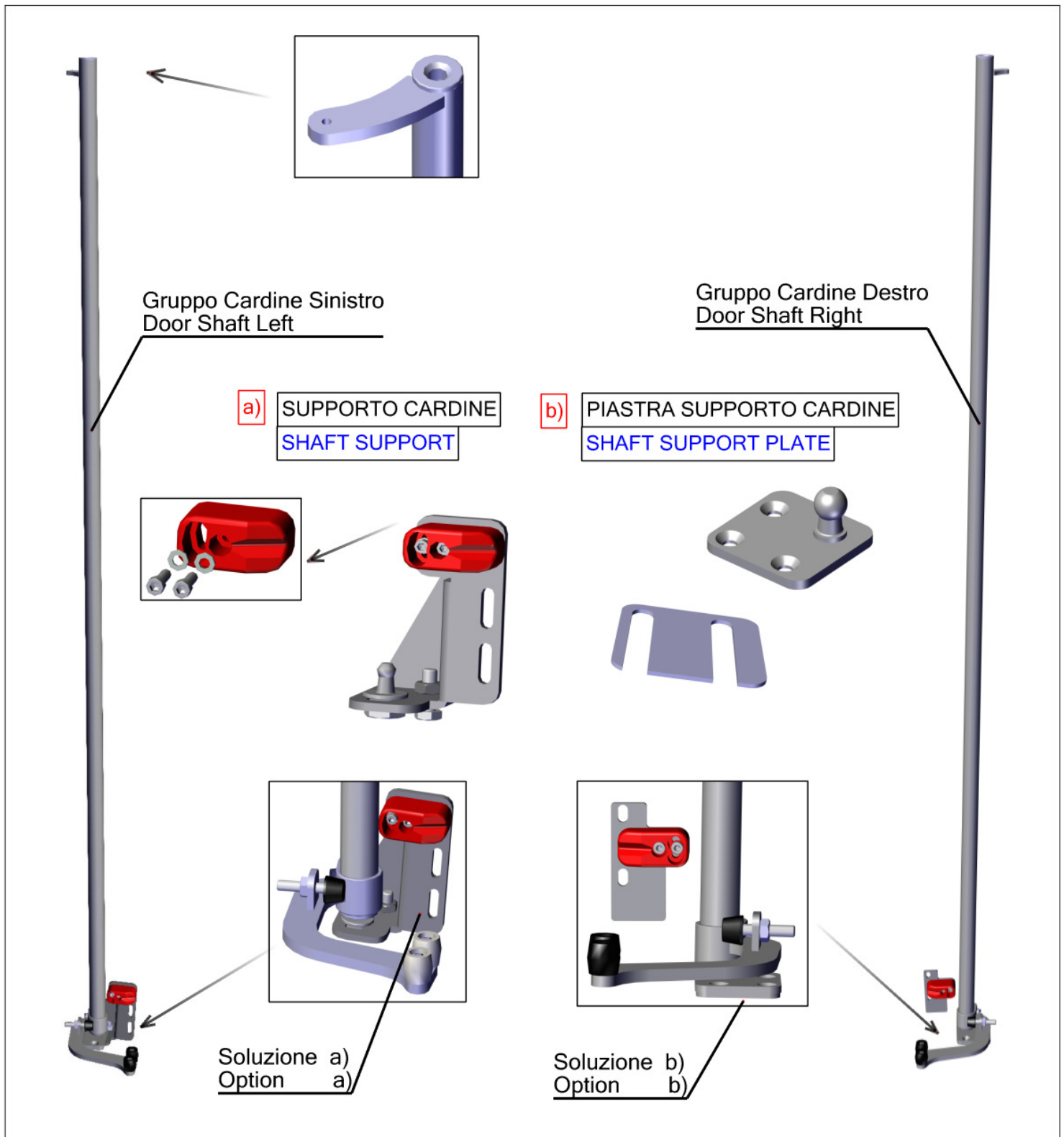
ON REQUEST



POSSIBILITA' DI SCELTA TRA VARI MARCHI
DI PULSANTI.

POSSIBILITY TO CHOOSE VARIOUS BRANDS
OF BUTTONS.

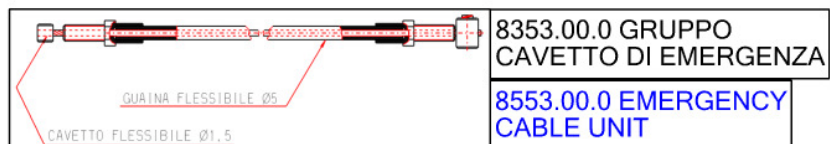

GRUPPO COMANDO ELETTRICO/PNEUMATICO
ELECTRIC/PNEUMATIC DRIVING UNIT



GRUPPO COMANDO ELETTRICO/PNEUMATICO
ELECTRIC/PNEUMATIC DRIVING UNIT


1

GRUPPO COMANDO ELETTRICO
ELECTRIC DRIVING UNIT



2

GRUPPO COMANDO PNEUMATICO
PNEUMATIC DRIVING UNIT



GRUPPO COMANDO ELETTRICO/PNEUMATICO COMPATTO
COMPACT ELECTRIC/PNEUMATIC DRIVING UNIT

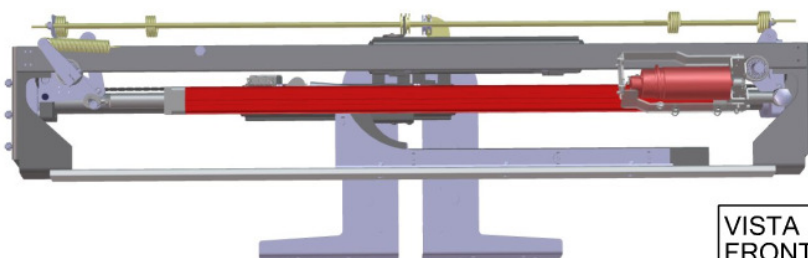
3

GRUPPO COMANDO ELETTRICO
ELECTRIC DRIVING UNIT

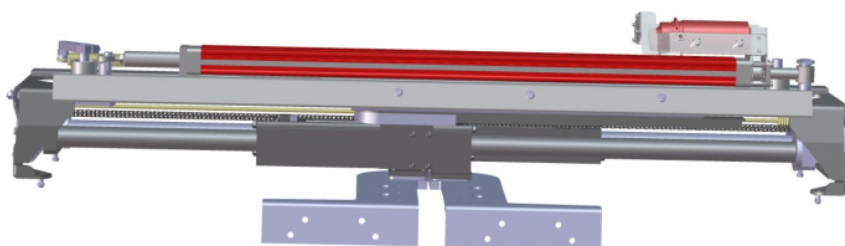


8353.00.0 GRUPPO
CAVETTO DI EMERGENZA

8553.00.0 EMERGENCY
CABLE UNIT




VISTA FRONTALE
FRONTAL VIEW



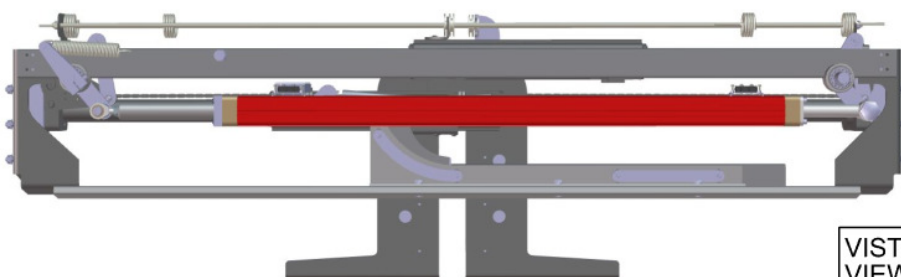
VISTA DALL'ALTO
VIEW FROM TOP

4

GRUPPO COMANDO PNEUMATICO
PNEUMATIC DRIVING UNIT



VISTA FRONTALE
FRONTAL VIEW



VISTA DALL'ALTO
VIEW FROM TOP